



TITAN FLOW CONTROL, INC.

"Y" (WYE) STRAINER ♦ FLANGED ENDS, RAISED FACE

ASME CLASS 900 ♦ CARBON AND STAINLESS STEEL


MODELS: **YS 66-CS**

(CARBON STEEL)

YS 66-SS

(STAINLESS STEEL)

SIZES: 1" ~ 12"



"Ideal for
High-Pressure
Applications"

FEATURES

♦ RUGGED - HIGH QUALITY DESIGN

TITAN[†] UNIT YS66 IS IDEAL FOR PETROCHEMICAL AND OTHER DEMANDING INDUSTRIAL APPLICATIONS THAT HAVE HIGHER PRESSURE AND TEMPERATURE REQUIREMENTS. THIS UNIT EMPLOYS HEAVY GAUGE, REINFORCED SCREENS TO PREVENT DAMAGE TO THE STRAINING ELEMENT. BOLT HOLES ARE ALSO BACK OR SPOT FACED AND THE OUTSIDE DIAMETERS OF THE FLANGES ARE MACHINED FOR PRECISION.

♦ LARGE STRAINING CAPACITY

WITH ITS LARGE BODY AND SIZABLE STRAINING ELEMENT, THE YS66 PROVIDES EXCELLENT OPEN AREA RATIOS THAT ARE TYPICALLY TWO-AND-A-HALF TIMES LARGER THAN THE CORRESPONDING PIPELINE.

♦ PRECISION MACHINED SEATS

PRECISION MACHINED SCREEN SEATS IN BOTH THE BODY AND CAP HELP TO ENSURE ACCURATE POSITIONING OF THE SCREEN DURING REASSEMBLY AFTER CLEANING. ALSO, THE MACHINED BODY SEATS ENABLE FINER FILTRATION BY PREVENTING DEBRIS BYPASS.

♦ ENCAPSULATED "CG" STYLE GASKET

THE "CG" STYLE COVER GASKET PROVIDES ADDITIONAL RADIAL STRENGTH TO PREVENT GASKET BLOWOUT. IT ALSO ACTS AS A COMPRESSION STOP.

♦ SELF-CLEANING CAPABILITY

WITH THE OPTIONAL SOCKET WELD BLOW-OFF CONNECTION, THIS UNIT CAN BE FITTED WITH A BLOW-DOWN VALVE WHICH FACILITATES CLEANING OF THE STRAINING ELEMENT. PLEASE CONTACT FACTORY FOR MORE INFORMATION.

♦ EPOXY PAINTED

CARBON UNITS ARE EPOXY PAINTED TO HELP RESIST RUST AND CORROSION. TITAN FCI ALSO OFFERS EPOXY COATING. PLEASE CONTACT FACTORY FOR MORE INFORMATION.

TECHNICAL

PRESSURE/TEMPERATURE RATING
CS - ASTM A216 GR. WCB - CLASS 900

WOG (Non-shock): 2220 PSI @ 100 °F

PRESSURE/TEMPERATURE RATING
SS - ASTM A351 GR. CF8M - CLASS 900

WOG (Non-shock): 2160 PSI @ 100 °F

- The above listed temperatures are theoretical and may vary during actual operating conditions.
- Carbon Steel not recommended for prolonged use above 800 °F.
- Stainless Steel not recommended for prolonged use above 1000 °F.

APPLICATIONS

CARBON STEEL PROPERTIES: CARBON STEEL PERFORMS EXCEPTIONALLY WELL IN HIGH TEMPERATURES, UP TO 800°F IN CONTINUOUS SERVICE. IT PROVIDES HIGH RESISTANCE TO SHOCK, VIBRATION, PIPING STRAINS, AND FIRE AND FREEZING HAZARDS. CARBON STEEL STRAINERS ARE OFTEN USED IN THE OIL AND PETROCHEMICAL INDUSTRIES

STAINLESS STEEL PROPERTIES: STAINLESS STEEL IS COMMONLY SPECIFIED FOR HIGH TEMPERATURE SERVICE, UP TO 1000°F IN CONTINUOUS SERVICE. STAINLESS STEEL STRAINERS ARE COMMONLY FOUND IN THE CHEMICAL, FOOD, AND PHARMACEUTICAL INDUSTRIES.

The above data represents common market and service applications. No representation or guarantee, expressed or implied, is given due to the numerous variations of concentrations, temperatures and flow conditions that may occur during actual service.

TITAN[®] FLOW CONTROL, INC.
YOUR PIPELINE TO THE FUTURE!

Tel: 910-735-0000 ♦ Fax: 910-738-3848 ♦ titan@titanfci.com ♦ www.titanfci.com
290 Corporate Drive ♦ PO Box 7408 ♦ Lumberton, NC 28358



TITAN® FLOW CONTROL, Inc.

290 Corporate Drive
Lumberton, NC 28358
Tel: 910.735.0000

E-mail: titan@titanfci.com
Web: www.titanfci.com
Fax: 910.738.3848

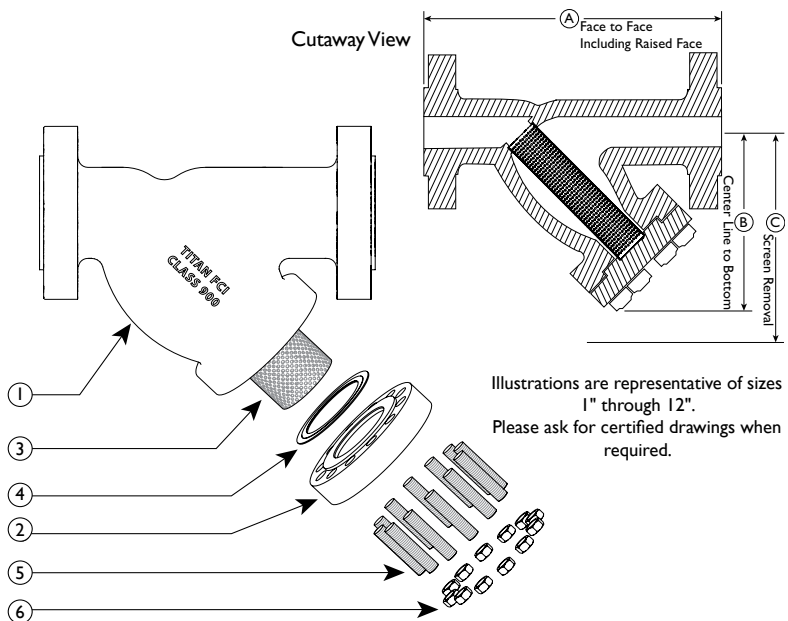
WYE STRAINER
YS 66-CS - (Carbon Steel)
YS 66-SS - (Stainless Steel)
Flanged Ends • Raised Face • Carbon & Stainless Steel

ASME Class
900

BILL OF MATERIALS (1)

No.	PART	YS 66-CS (3)	YS 66-SS
1	Body	Carbon Steel A216 Gr. WCB	Stainless Steel A351 Gr. CF8M
2	Cover	Carbon Steel A216 Gr. WCB	Stainless Steel A351 Gr. CF8M
3	Straining Element (2)	Stainless Steel	Stainless Steel
4	Gasket (2)	Stainless Steel CG Style	Stainless Steel CG Style
5	Studs	Alloy Steel	Alloy Steel
6	Nuts	Alloy Steel	Alloy Steel

1. Bill of Materials represents standard materials. Equivalent or better materials may be substituted at the manufacturer's discretion.
2. Denotes recommended spare parts.
3. Carbon Steel bodies are epoxy painted.



DIMENSIONS AND PERFORMANCE DATA (1)

SIZE	in	1	1 1/2	2	3	4	6	8	10	12
	mm	25	40	50	80	100	150	200	250	300
A DIMENSION FACE TO FACE (2)	in	10.75	14	16.5	17.0	21.0	27.0	31.0	40.0	48.0
	mm	273	356	419	432	533	686	787	1016	1219
B DIMENSION CENTER LINE TO BOTTOM	in	6.05	9.25	9.25	11.46	14.25	19.01	19.75	30.54	32
	mm	153.6	235	235	291	362	483	502	776	813
C DIMENSION SCREEN REMOVAL	in	8.5	11.0	11.0	17.5	18.5	26.01	28.5	43.5	48.0
	mm	216	279	279	445	470	661	724	1105	1219
APPROXIMATE ASSEMBLED WEIGHT	lb	60	91	91	138	245	590	1230	1900	2500
	kg	27.2	41	41	62.6	111	268	558	862	1134
Flow Coefficient	C _v	16	34	60	140	180	450	650	930	1500

1. Dimensions and weights are for reference only. When required, request certified drawings.
2. Face to face values have a tolerance of ±0.06 in (±2.0 mm) for sizes 10" and lower.
3. Contact factory before ordering a 2-1/2" YS-66 to get dimensions and performance data.

REFERENCED STANDARDS & CODES

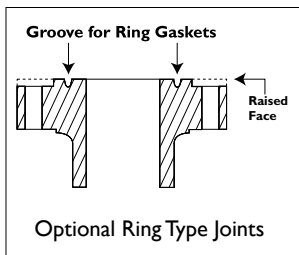
CODE	DESCRIPTION
ASME B16.5	Pipe Flanges and Flanged Fittings
ASME B16.34	Flanged, Threaded, and Welding End

SCREEN SELECTION GUIDELINES

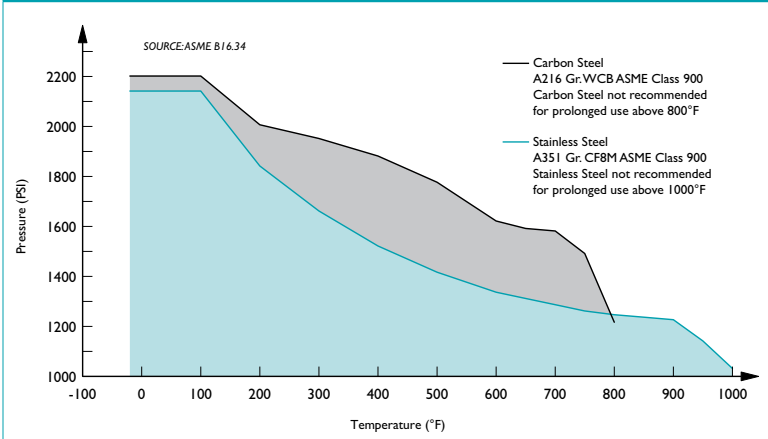
Size	Liquid	Open Area	Steam	Open Area
2" ~ 4"	1/16 (.0625)	41%	1/32 (.033)	28%
5" ~ 8"	1/8 (.125)	40%	3/64 (.045)	36%

Additional Design & Technical Notes:

- Ring Type Joints (RTJ) are available. Please contact factory.
- An optional socket weld blow-off is available. Please contact factory.
- NPT blow-offs are not recommended for ASME Class 900 strainers.
- Bodies are also available in high temperature steel A217 Gr. WC6 and WC9, LCC, and others. Please contact factory.



PRESSURE - TEMPERATURE RATINGS



PRESSURE - TEMPERATURE RATING

Body Material	A216 Gr. WCB	A351 Gr. CF8M
WOG (Non-shock):	2220 PSI @ 100 °F	2160 PSI @ 100 °F

As †Titan product changes occur, there may be short-term differences between actual product specifications and the information contained within our literature. †Titan FCI reserves the right to make design and specification changes to improve our products without prior notification. When required, request certified drawings. †TITAN is a registered trademark of Titan Flow Control Incorporated.