

FABRICATED TEE STRAINERS

2" - 30" | ASME CLASS 150



6" Fabricated Tee Strainer, ASME 150, with Quick Open Cover Shown

Fabricated Tee Strainers are required when an off-the-shelf solution will not meet your exact piping requirements. All of our Fabricated Strainers are made right here in the USA, at our state-of-the-art facility in the southeastern part of North Carolina.

All pictures shown are for illustrative purposes only. Actual product may vary due to product enhancement.

**Sizes 2" - 30"
Available**

MODEL

FT 20 Series - 150 Class

MATERIALS:

- Carbon Steel • Stainless Steel
- Other Alloys

OPTIONS




- Gauge Taps
- Vent - (Standard)
- Drains
- Back Flush Valves
- Semi-Automatic
- Pressure Gauges
- DP Gauge Switch

CUSTOM COVER SOLUTIONS INCLUDING DAVITS & HINGED COVER



HINGED



DAVIT



BOLTED



ASME CLASSES

ASME Class 150 up to high pressure 900 class



STRAINING ELEMENTS

Customize to fit your requirements
Heavy Duty Baskets, Wedge Wire, & Multi Basket Designs



END CONNECTIONS

Flanged, Raised Face, RTJ, Butt Weld, Socket Weld, Threaded



PREFABRICATED PIPE & SPOOL OPTIONS

Created To Your Exact Specifications



TEMPERATURE CONTROL

Steam Jacket casing for set temperature control



UNIQUE PROJECTS

Rotated and Offset Nozzles to fit into your applications



TITAN FLOW CONTROL, INC

Tel: 910-735-0000 • Fax: 910-738-3848 • titan@titanfci.com
290 Corporate Drive • PO Box 7408 • Lumberton, NC 28358

www.titanfci.com



290 Corporate Dr
www.titanfci.com
Phone: 910.735.0000

Lumberton, NC 28358
titan@titanfci.com
Fax: 910.738.3848

2"- 30"

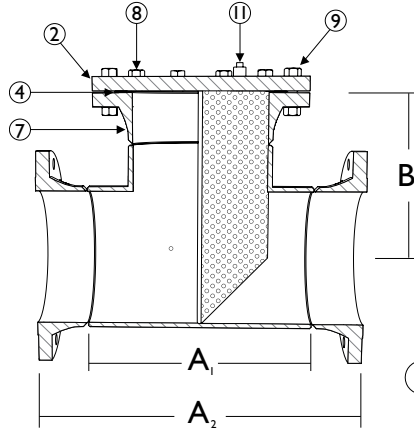
FT 20 Series
Tee Strainer

ASME Class
150

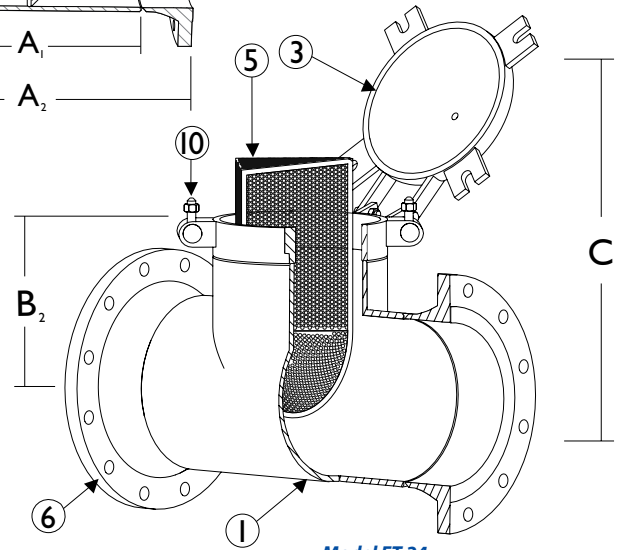
BILL OF MATERIALS⁽¹⁾
FT 20 Series

Part	FT 20 - 25 CS	FT 20 - 25 SS
1 Body	Carbon Steel A234 Gr.WPB	Stainless Steel SA403
2 Cover	Carbon Steel A105	Stainless Steel SA182 Type 316
3 Quick Open Cover Assembly	Carbon Steel A516 Gr.70	Stainless Steel Type 316
4 Cover Gasket/ O-Ring ⁽²⁾	Bolted: Spiral Wound Stainless Steel	Quick Open: Buna-N ⁽³⁾
5 Straining Element ⁽²⁾⁽⁴⁾⁽⁵⁾	T304 SS	T304 SS
6 Inlet/Outlet Flange	Carbon Steel A105	Stainless Steel SA182 Type 316
7 Weld Neck Flange	Carbon Steel A105	Stainless Steel SA182 Type 316
8 Bolts	Carbon Steel A193-B7	Stainless Steel A193 B8 M
9 Nuts	Carbon Steel A194 2H	Stainless Steel A194 Gr.8
10 T-Bolt	Carbon Steel A325	Stainless Steel
11 Vent with Plug ⁽⁶⁾	Carbon Steel A105	Stainless Steel SA182 Type 316

- Bill of Materials represents standard materials. Equivalent or better materials may be substituted at the manufacturer's discretion.
- Titan recommends keeping spare parts on hand.
- Buna-N is standard for applications below 250°F. Viton is standard for applications above 250°F.
- Max mesh size available is 60 mesh.
- 1/8" perf is standard for all mesh lined straining elements.
- 1/2" NPT is standard



Model FT 21



Model FT 24

Illustrations are representative of Titan FCI fabricated tee strainers; however, as with all fabricated designs, actual products may vary. **Certified drawings are required for all Titan fabrications.**

Tee Strainers are not recommended for suction applications.

Optional bottom drains (2" NPT Standard) are available at extra cost.

FT 20 Series: Tee Strainer Dimensions | 2" - 30" | ASME CLASS 150

DIMENSIONS AND WEIGHTS⁽¹⁾

	in	2	2 1/2	3	4	5	6	8	10	12	14	16	18	20	24	30
(A₁) Face to Face⁽²⁾ FT 21, FT 23 - Butt-Weld	in	5.00	6.00	6.75	8.25	9.75	11.25	14.00	17.00	20.00	22.00	24.00	27.00	30.00	34.00	44.00
	mm	127	152	172	210	248	286	356	432	508	559	610	686	762	864	1118
(A₂) Face to Face⁽²⁾ FT 21, FT 24 - Flanged	in	10.25	11.75	12.50	14.50	17.00	18.50	22.25	25.25	29.25	32.25	34.25	38.25	41.63	46.25	54.50
	mm	260	299	317	368.3	432	470	565	641	743	819	870	972	1057	1175	1384
(B₁) Ctr-Line to Top⁽³⁾ FT 20 - FT 22 - Bolted Cover	in	5.13	5.88	6.25	7.25	8.50	9.25	11.13	12.63	14.63	16.13	17.13	19.13	20.81	23.13	27.25
	mm	130	149	159	184	216	235	283	321	372	410	435	486	529	587	692
(B₂) Ctr-Line to Top⁽³⁾ FT 23 - FT 25 - Quick Open Cover	in	n/a	n/a	n/a	n/a	n/a	9.56	11.56	13.94	15.88	17.56	19.00	21.50	23.94	27.25	33.75
	mm	n/a	n/a	n/a	n/a	n/a	243	294	354	403	446	482	546	608	692	857
C Dimension Screen Removal	in	11.44	13.19	14.25	16.75	19.78	21.81	26.56	30.63	35.63	39.25	42.25	47.25	51.63	58.25	69.50
	mm	291	335	362	426	503	554	675	778	905	997	1073	1200	1311	1480	1765
Approx. Weight: FT 20	lb	18.13	C/F	34.38	56.88	C/F	108.75	178.75	246.25	413.75	523.75	643.75	666.25	1030.00	1532.50	C/F
	kg	8.22	C/F	15.60	25.80	C/F	49.33	81.08	111.70	187.70	237.60	292.00	302.21	467.00	695.13	C/F
Approx. Weight: FT 21	lb	33.13	C/F	63.13	98.13	C/F	173.75	283.75	381.25	633.75	808.75	993.75	1078.75	1522.50	2202.50	C/F
	kg	15.00	C/F	28.63	44.51	C/F	78.81	128.71	172.93	287.50	366.84	450.80	489.31	690.60	999.10	C/F

- Dimensions and weights of the FT 20 series are provided for reference only. **Certified drawings are required for all Titan fabrications.**
- Face to face values have a tolerance of ±0.06 in (±2.0 mm) for sizes 10" and lower and a tolerance of ±0.12 in (±3.0 mm) for sizes 12" and larger.
- Center line to top dimension is to the top of the body flange. Quick open cover dimension is to the top of body housing.

Titan FCI's fabricated products are made to each customer's unique specifications. Dimensions, materials, and all other product details referenced in this literature are general in nature. Some options may not be available in all sizes and/or models. Titan FCI reserves the right to make design and specification changes to improve the products without prior notification.
For exact product specifications, please consult the Titan FCI factory and request certified engineering drawings.